SmartVolt

Anschlageinrichtung

MoA 34-01

DIN EN 62561-1

DIN EN 62305-3

Werkzeuge | Tools

10, 17, 24

24

6

Sicherheitshinweise | Safety instructions

DE Montageanleitung beachten (1) und Sicherheitshinweise beachten (2).
EN Comply with the installation manual (1) and Comply with the safety instructions (2).
FR Respecter la notice de montage (1) and Respecter les consignes de sécurité (2).
NL Montagehandleiding in acht nemen (1) and Veiligheidsinstructies in acht nemen (2).
BGR Спазвайте инструкциите за монтаж (1) and Спазвайте инструкциите за безопасност (2).
DK Følg monteringsvejledningen (1) and Følg sikkerhedshenvisningerne (2).
ET Järgige paigaldusjuhendit (1) ja ohutusjuhiseid (2).
FI Noudata asennusohjeita (1) and Noudata turvallisuusohjeita (2).
IT Rispettare le istruzioni di montaggio (1) and Rispettare le istruzioni di sicurezza (2).
PL Przestrzegać zaleceń instrukcji montażu (1) and Przestrzegać zasad bezpieczeństwax (2).
SK Dodržujte návod na montáž (1) and Dodržujte bezpečnostné pokyny (2).
SL Sledite navodilom za namestitev (1) and Sledite varnostnim navodilom (2).
ES Observar las instrucciones de montaje (1) and Observar las indicaciones de seguridad (2).
CS Dodržujte návod k montáži (1) and Dodržujte bezpečnostní pokyny (2).
HU Vegye figyelembe az összeszerelési útmutatót (1) and Vegye figyelembe a biztonsági utasításokat (2).

Für eine ordnungsgemäße Montage ist eine Dokumentation des Einbaus zwingend erforderlich!
For a proper installation, a complete documentation of assemly is absolutely necessary.

Kontakte | Contact persons

Vertrieb & Technische Beratung
Sales & Technical Support
+49 (0) 28 32 - 972 81 - 0
vertrieb@absturzsicherung.de

Schulung
Training
+49 (0) 28 32 - 972 81 - 148
schulung@absturzsicherung.de

Montagevorbereitung
Assembly
+49 (0) 28 32 - 972 81 - 260
service@absturzsicherung.de

Mustertypenschild | Sample label

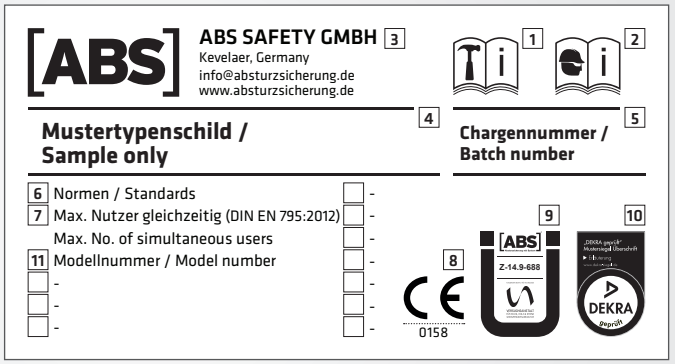



a SmartSolarBox4-A-ECO-V5



b SmartSolarBox4-L-ECO-V5

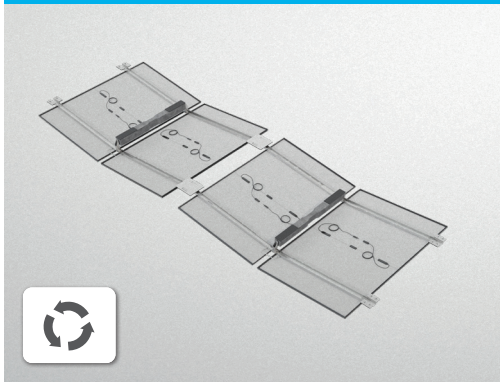

Inhalt | Content

STEP
1

SW 10 | ?? Nm
16x
M6x16mm
1 /5


16x
M8x20
2 /5


3 /5


4 /5


SW 6 | 16 Nm
16x
5 /5


STEP
2


1 /3


16x
2 /3

M6x16mm



SW 10 | ?? Nm
16x
3 /3





[ABS]






STEP
4


1 /8
L 400mm


2 /8

M8x20mm

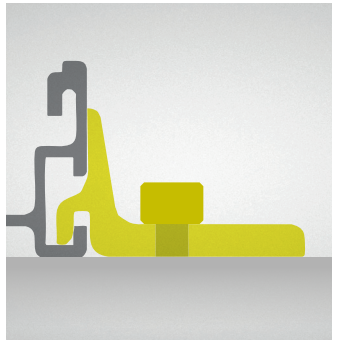


SW 6 | 16 Nm
3 /8


4 /8

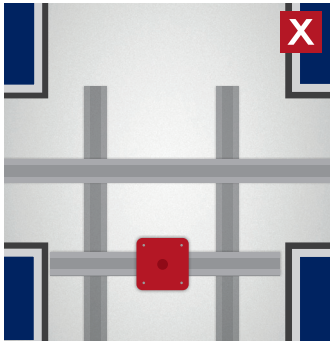

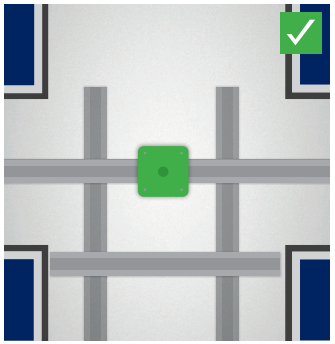


5 /8


Nm
10 | 6 Nm
6 /8

7 /8

Nm
24 | 70 Nm
8 /8

MoA 243
ABS-Lock SYS

ALWAYS **ON TOP!**

ABS Safety GmbH

Gewerbering 3
D-47623 Kevelaer
Germany

Tel.: +49 28 32 972 81 - 0
Fax: +49 28 32 972 81 - 285

info@absturzsicherung.de

www.absturzsicherung.de .de/en .de/fr .de/nl

AP 24, März 2025

instagram.com/abssafety

youtube.com/abssafetygmbh

facebook.com/ABS.Safety

linkedin.com/company/abs-safety-gmbh

xing.com/pages/abssafetygmbh